





2023 Annual Report

Contents

n 1. Introduction.....	3
n 2. Daramalan College Governance.....	8
n 3. Mission Statement.....	9
n 4. Enrolment Policy	10
n 5. Registration Status	10
n 6. Staff Profile	10
n 7. Student Profile	14
n 8. Student, Parent and Staff Annual Surveys	15
n 9. Academic Performance.....	17
n 10. Initiatives	23
n 11. Finances.....	24



2023 Annual Report

1. Introduction

Principal's Message

Dear Friends, 2023 A year of D C .

Context

D C C 1962
H C
C



2023 Annual Report

... .I
C

2023 Annual Report

D
 2023 .A C 1988
 .D D ,
 C 7A C 7C .I C
 C
 ,H E .A 2023
 C 2001 AC E
 E C 2007 H 2020.D E D ,
 C C E

D C C D 2008 D
 4. A C 31 A ,
 .A 2023. C
 C
 J C (I C), A - D (F A),
 A) (B).

Student Leadership

C 2023.
 C B
 B D
 .A ,
 .A
 .2023 C
 C ,C C , C
 C D C (D C) C
 C C H C

D , 2 I12 (C D 173 JGB)/ C



Daramalan

2023 Annual Report

12
A
U C E A
E , E B K , A



2023 Annual Report

B D . F D
C D

B D :
G

F , A
B , F , I
C E C

D

3. Mission Statement

C E
C G G

C
G I

C
:

C

F C C

D C H

2023 Annual Report

4. Enrolment Policy

5. Registration Status

During 2023, the College has maintained a high level of student registration. The following table shows the registration status of students for the year 2023, compared to 2022.

Registration Status	2022	2023
AC	10	10
AC E	10	10
D	10	10
E	10	10
F	10	10
G	10	10
H	10	10
I	10	10
J	10	10
K	10	10
L	10	10
M	10	10
N	10	10
O	10	10
P	10	10
Q	10	10
R	10	10
S	10	10
T	10	10
U	10	10
V	10	10
W	10	10
X	10	10
Y	10	10
Z	10	10

6. Staff Profile

Number of teaching staff :

123 (117.6 FTE) 2023.

Number of support staff :

49

Number of Indigenous Staff :

2

Teaching Staff Absences:

Total teaching staff = 123
Total teaching staff absences = 117.6
Percentage of teaching staff absences = $\frac{117.6}{123} \times 100 = 95.6\%$

Percentage of teaching staff absences = 92.84%

Reasons for absences: A, C, D, E, B, J

D, C

A, C

A

Staff Retention

123 = 123

2023 = 16

= 86.99%

Staff Qualifications

2023 :

147 B, D, 34, 2

A, AC, I



Daramalan

2023 Annual Report

Professional Learning – Whole School

C

()

2023 Annual Report

Individual Staff Professional Learning Courses

Staff Name	Course Title	Duration	Credits
I. [Name]	CE - H (1D I)		
I. [Name]	H (1D I)		
I. [Name]	H (1D C)		
I. [Name]	H (1D C)		
J. [Name]	H (5D C)		
H. [Name]	C (5D C)		
I. [Name]	F (7D)		
I. [Name]	AC IH A C		
I. [Name]	360 -		
I. [Name]	ACE AC B		
I. [Name]	ACE		
I. [Name]	AC I I E		
I. [Name]	AC IH A C		
I. [Name]	AI I C		
I. [Name]	AI C		
I. [Name]	A A		
I. [Name]	A A E C		
I. [Name]	A A E C		
I. [Name]	A C		
I. [Name]	A H I C		
I. [Name]	B		
I. [Name]	B AI		
I. [Name]	B B		
I. [Name]	B C		
I. [Name]	B D		
I. [Name]	B I		
I. [Name]	B A		
I. [Name]	B		
I. [Name]	C A A C		
I. [Name]	C		
I. [Name]	C AICD		
I. [Name]	C C		
I. [Name]	C		
I. [Name]	C H C		



2023 Annual Report

D E D

D

D A C

E C

E ECHC

F A C

F

G

G C

G -I

I E

J F

E

U I E

F

E

C C

C G E

C

E

E F

E C

F A

B

G I

CC G

I

U @UC

E

H F A

2023 Annual Report

n 7. Student Profile

Student Attendance 2023

Year Level	% Total Attendance	% Male Attendance	% Female Attendance
Year 7	87.76%	88.43%	86.64%
Year 8	83.56%	84.95%	82.07%
Year 9	83.45%	84.54%	82.23%
Year 10	83.84%	84.86%	82.61%

2023 Annual Report

Parent Responses

Year	Grade	Response	Percentage	Count
2022	Y6	A	98%	4,166
2022	Y7	D	98%	
2022	Y8	C	95%	
2022	Y9	D	93%	
2022	Y10	D	94%	
2022	Y11	D	98%	
2022	Y12	D	96%	
2022	Y13	D	98%	
2022	Y14	D	93%	
2022	Y15	I		
2022	Y16	D		

Staff Responses

Year	Grade	Response	Percentage	Count
2022	Y6	A	100%	144
2022	Y7	D	100%	
2022	Y8	C	95%	2
2022	Y9	D	91%	
2022	Y10	C	99%	
2022	Y11	C	87%	
2022	Y12	H	94%	


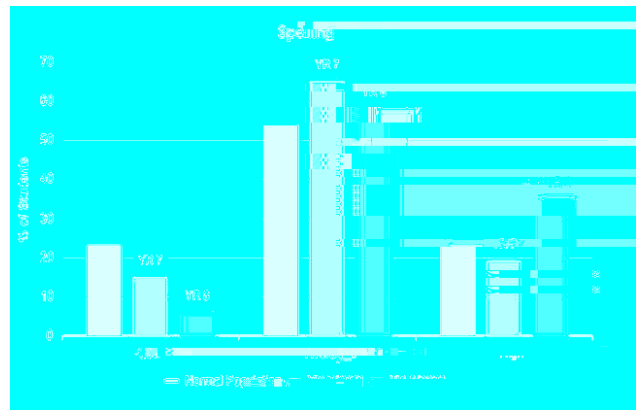
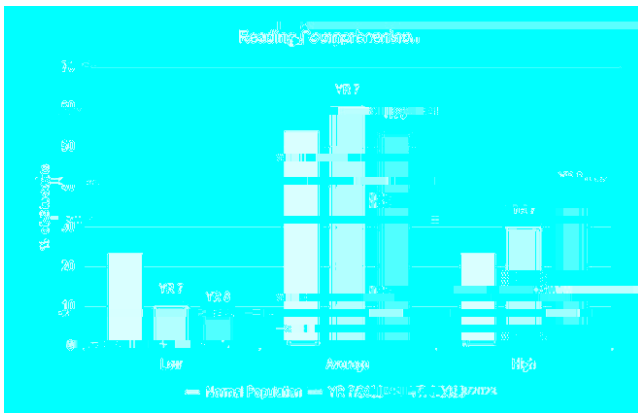
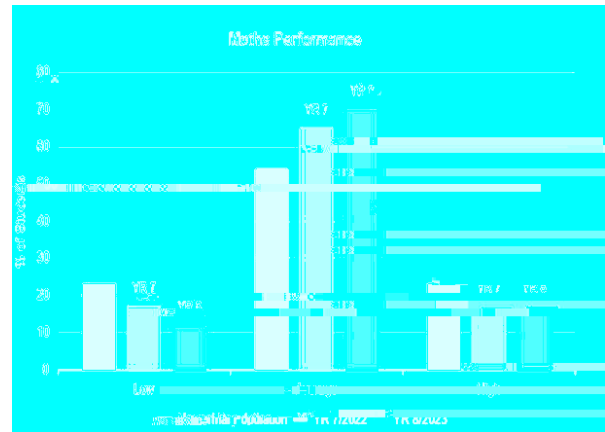
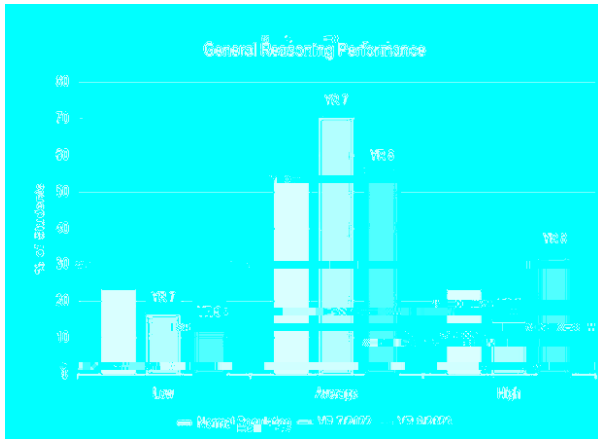


Daramalan

2023 Annual Report

n

2023 Annual Report





2023 Annual Report

NAPLAN Results 2023

In 2023, A.A. achieved a score of 900 in Reading, 900 in Writing, 900 in Numeracy, and 900 in Language Conventions. This represents a significant improvement on the previous year's scores of 850 in Reading, 850 in Writing, 850 in Numeracy, and 850 in Language Conventions.

Reading







Darاملان

2023 Annual Report

Writing




Spelling






2023 Annual Report

Grammar and Punctuation



Numeracy





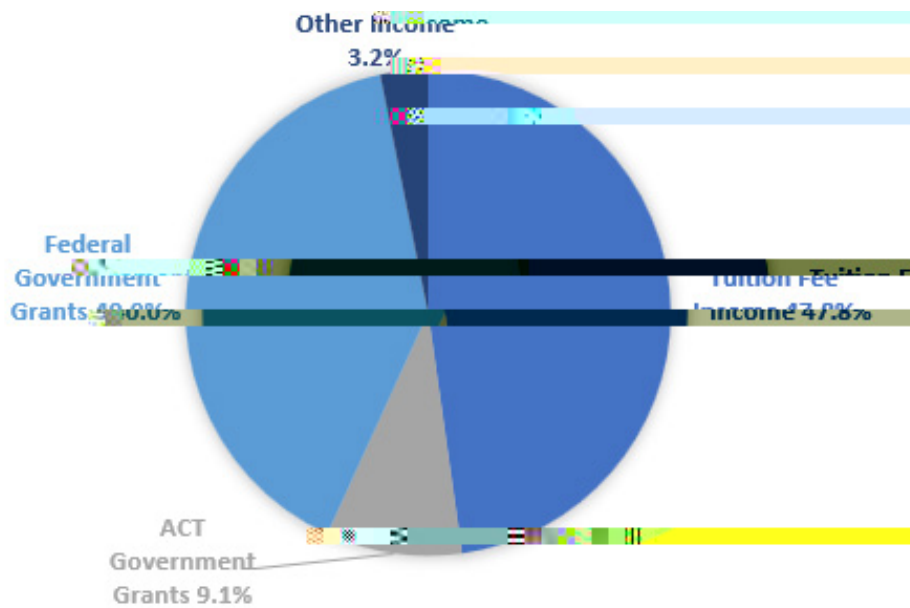
Daramalan

2023 Annual Report

2023 Annual Report

12. Finances

Income - School Year 2023



Expenditure - School Year 2023

